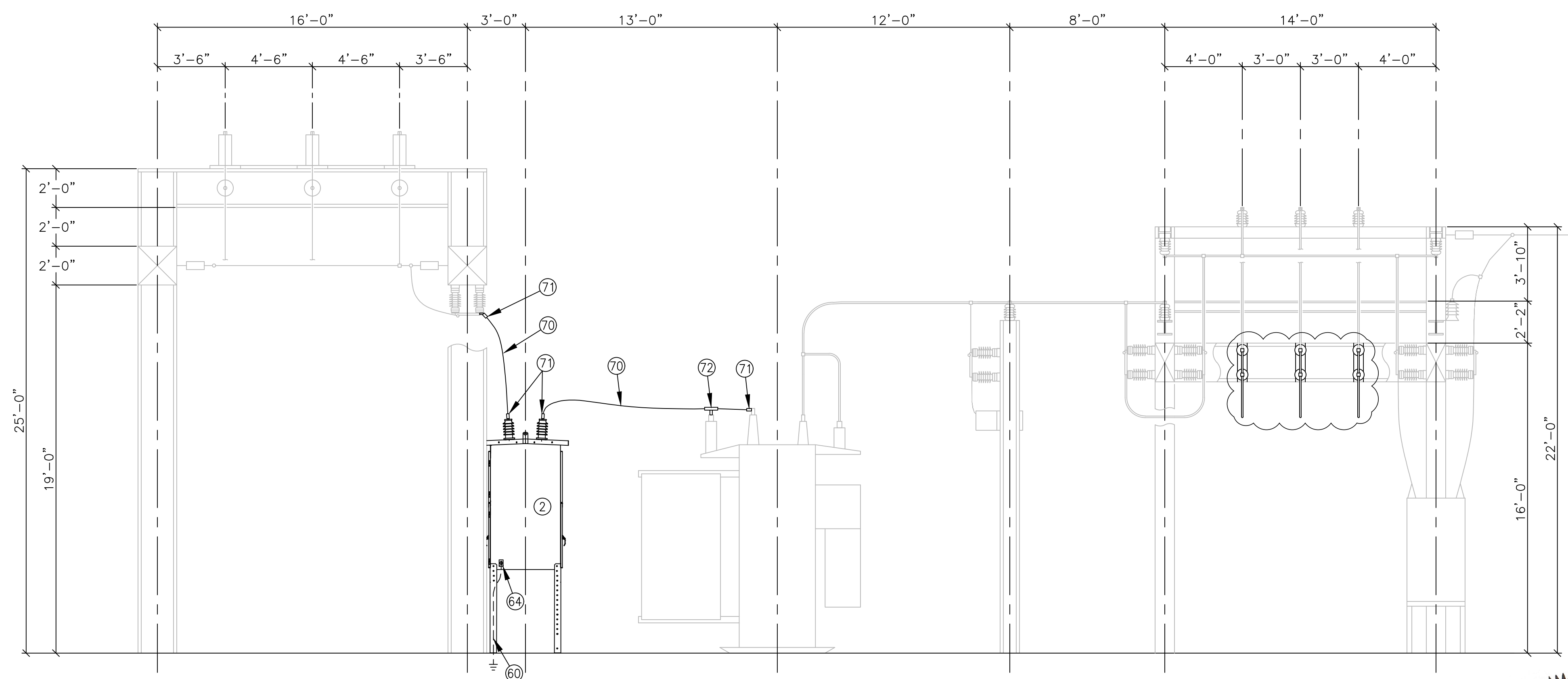



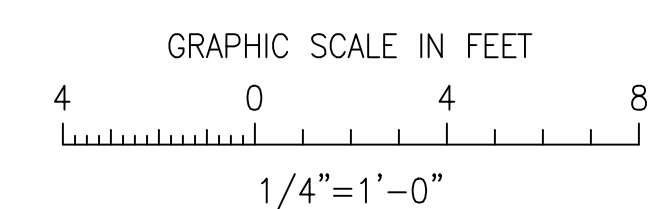
SECTION **A**
E100



SECTION **B**
E100

DEMOLITION DRAWING

NEW WORK SHOWN CIRCLED



DATE				BY				NO.				REVISIONS			
9/30/08	GJP	KSS	1	ADDED 23KV CB 23T1											

PLM		ELECTRIC POWER ENGINEERING	
35 MAIN STREET		(508) 435-0200 HOPKINTON, MA 01748	
DRAWN	KSS	IPSWICH MUNICIPAL LIGHT DEPARTMENT	
CHKD	MCB	IPSWICH, MASSACHUSETTS	
APPD		FOWLERS LANE SUBSTATION No. 5	
DATE	10/19/00	ELECTRICAL ARRANGEMENT	
SCALE	1/4"=1'-0"	SECTIONS	
		SHEET 1 OF 3	
		NO. 919506-E110-1-DEMO	